




Erasmus+

This project is funded by the European Union.



Fruit and vegetables



JUSTIFICATION

Right writing and spelling

DESCRIPTION

Materials	Chart %Anluttabelle+with two added pictures Laminated cards of 6 fruits an 6 vegetables in three different ways (without letters and initial . sound- pictures/ only initial sound letters/ solution cards), removebale pen
Age	5-7 years old
Time	10 min
Room	classroom
Grouping	1-2 children
Layout	

AIM

- To get in touch with the Í AnluttabelleÎ
- Learning to write the words
- Learning the right spelling in a playful way.
-

DEVELOPMENT OF THE ACTIVITY:

At first the children get the cards with the fruits and vegetables without letters or other pictures. They name every fruit or vegetable.
Then everyone takes one card without looking. The pupils try to write the correct fruits or vegetables. If the word is right the pupil gets to keep the card. If it's wrong the letters have to be deleted the and the card goes back on the pile. The partner corrects it with the solution cards.
Winner is who has the most cards..



A

What ails Alex? asks Alice



B

Big Ben blew big blue bubbles



C

A cup of proper coffee in a copper coffee cup



G

Green glass globes glow greenly



H

Harry the hungry, hungry hippo is happily eating ham in his house



J

Jack the jailbird jacked a jeep



L

Larry sent the letter a little later



M

Mummy made me eat my M&M





P

A pack of pesky pixies




Q

The queen coined quick
clipped quips



R

Roberta ran rings around
the Roman ruins




S

No shark shares swordfish
steak



T

Tommy Tucker tried to tie
Tammy's Turtle's tie



V

Vincent vowed vengeance
very vehemently



**GIVE UP
ONE'S
TURN**



**WILD
CARD**

